


happy mother's day




Mother's Day Bouquet Writing and Craft

Bouquet Directions:


Fold the small tabs up.




Flip paper over, fold the side without writing up on the dotted line.



Fold up the side with writing on the line.



Glue some flower stems inside using green construction paper.



Add the flowers and leaves.




You can also print the flowers and leaves on color paper.







*You are so special in so many ways
Like flowers make up a
beautiful bouquet*





**Happy
Mother's
Day!**





For Flowers on White Paper









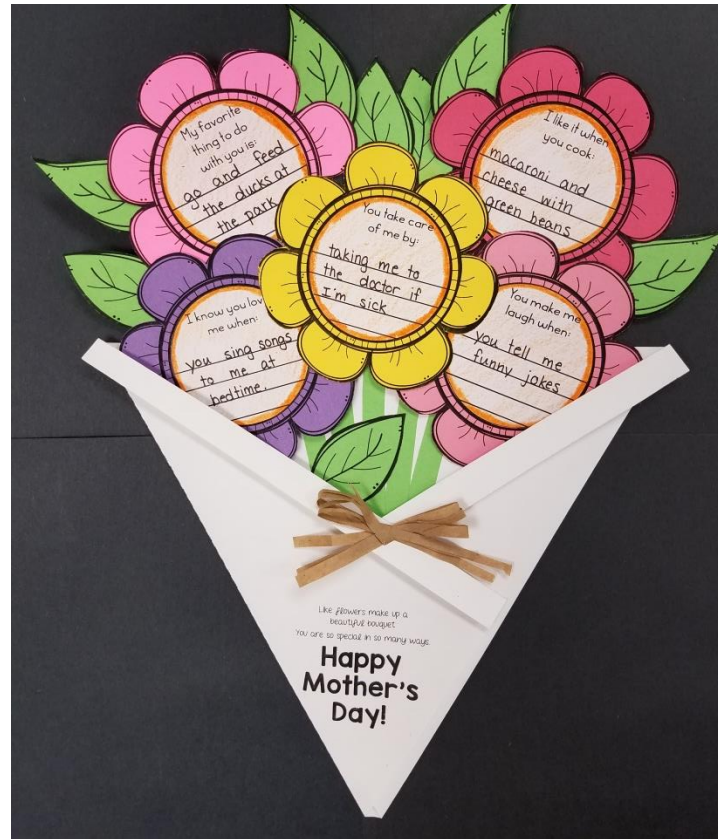








For Flowers on Color Paper



I like it when
you cook:

You make me
laugh when:

I like it when
you cook:

You make me
laugh when:

I know you love
me when:


You take care
of me by:


I know you love
me when:

You take care
of me by:

My favorite
thing to do
with you is:

My favorite
thing to do
with you is:







Click **HERE!** to follow my store to get **FREEBIES**, updates for new products, and ideas!

Credits:

